

# SR 3056-U

RF Wireless Systems | 3000 Series Wireless Monitoring System

Cat. No. 004525

## General Description

The SR 3056-U consists of two complete stereo transmitters with 16 switchable UHF transmission frequencies each. RF characteristics are the same as for a radiomicrophone, making multi-channel frequency selection easy. Its ease of use and excellent mechanical stability make the SR 3056-U an ideal choice for use in large shows and for touring artists.



## Technical Data

RF output power .....	max. 100 mW*, internally adjustable
Transmission frequencies .....	16
Frequency range .....	450–960 MHz
Switching bandwidth .....	24 MHz
Modulation .....	wideband FM, stereo
Nominal/peak deviation .....	$\pm 40$ kHz / $\pm 56$ kHz, pilot tone dev. $\pm 7.5$ kHz
Noise reduction system .....	“HiDyn stage”
AF frequency response .....	40–15,000 Hz
Signal to-noise ratio .....	typ. 87 dB(A)
THD (1 kHz) .....	$\leq 0.3$ %
RF output .....	BNC socket, 50 $\Omega$
AF inputs .....	2 x 3-pin XLR socket, +4 dBu (1 kHz), adjustable
Monitoring output .....	0–3 V, adjustable
Source impedance .....	$\leq 10$ $\Omega$
Power supply .....	115/230 V AC +10 %/–15 %
Housing .....	19”, 1 HE
Dimensions .....	436 x 215 x 43 mm
Weight .....	approx. 4 kg

\* Special high power versions are available to special order

## General Features

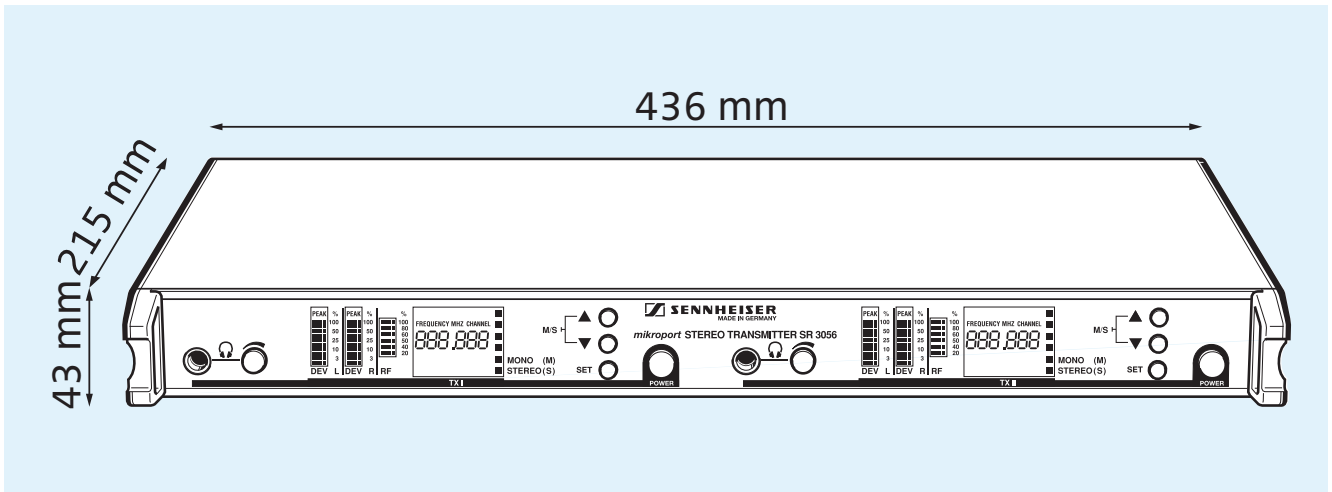
- Wireless monitoring system for stage and broadcast use
- Stereo and mono transmission
- “HiDyn stage” noise reduction system
- Easy to use
- Suitable for multi-channel applications
- Can also be used as a talkback system

## SR 3056-U

- Twin stereo transmitter
- Stereo/mono selector switch
- 16 switchable transmission frequencies per transmitter, PLL-controlled
- Switching bandwidth max. 24 MHz per transmitter
- LC display for frequency, RF output power and deviation (2 x)
- Delivery includes: 1 SR 3056-U twin transmitter,  
2 antennas, 19” rack mount ears,  
1 mains cable

# SR 3054-U/SR 3056-U

RF Wireless Systems | 3000 Series Wireless Monitoring System



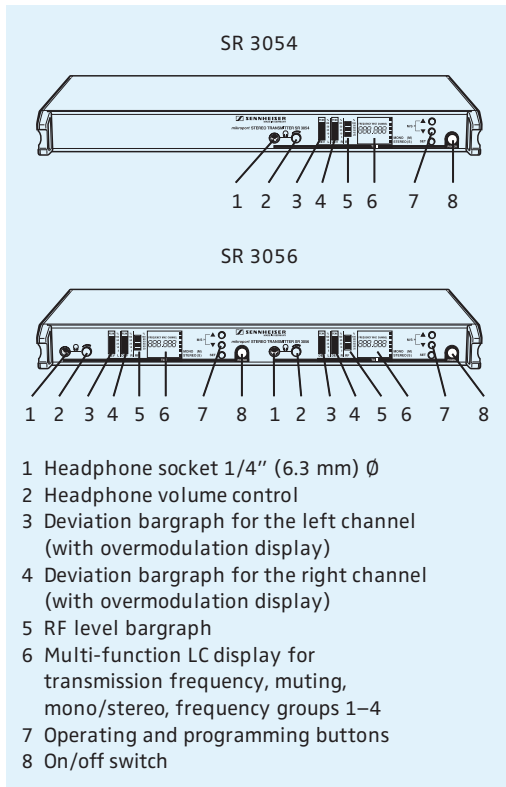
SR 3054-U/SR 3056-U dimensions

#### Accessories for the SR 3054-U and SR 3056-U transmitters

- |   |                 |
|---|-----------------|
| ■ GA 3030 AM antenna mount                  | Cat. No. 004368 |
| ■ A 2003-UHF passive directional antenna    | Cat. No. 003658 |
| ■ A 1031-U passive omni-directional antenna | Cat. No. 004645 |
| ■ GZA 1036-9 ground plane antenna           | Cat. No. 002336 |
| ■ N/BNC adaptor                             | Cat. No. 033839 |
| ■ RG 58 co-axial antenna cable              |                 |
| GZL 1019 A1 (1 m)                           | Cat. No. 002324 |
| GZL 1019 A5 (5 m)                           | Cat. No. 002325 |
| GZL 1019 A10 (10 m)                         | Cat. No. 002326 |
| ■ GZV 1019A BNC coupler                     | Cat. No. 002368 |

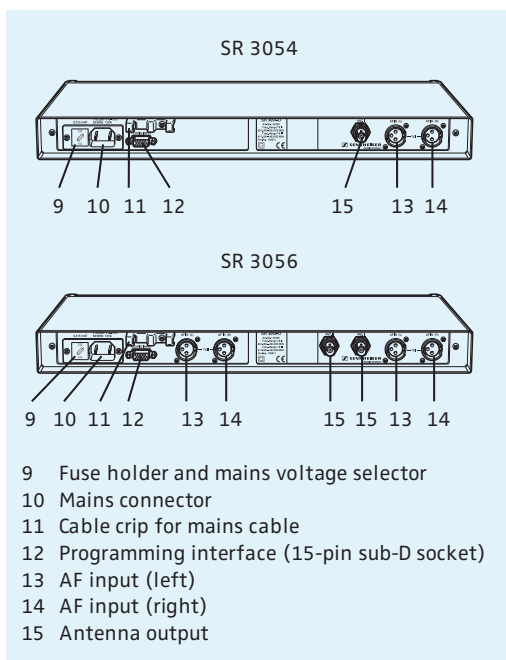
# SR 3054-U/SR 3056-U

## RF Wireless Systems | 3000 Series Wireless Monitoring System



- 1 Headphone socket 1/4" (6.3 mm) Ø
- 2 Headphone volume control
- 3 Deviation bargraph for the left channel (with overmodulation display)
- 4 Deviation bargraph for the right channel (with overmodulation display)
- 5 RF level bargraph
- 6 Multi-function LC display for transmission frequency, muting, mono/stereo, frequency groups 1–4
- 7 Operating and programming buttons
- 8 On/off switch

SR 3054 / SR 3056 front panel operating controls



- 9 Fuse holder and mains voltage selector
- 10 Mains connector
- 11 Cable crip for mains cable
- 12 Programming interface (15-pin sub-D socket)
- 13 AF input (left)
- 14 AF input (right)
- 15 Antenna output

SR 3054 / SR 3056 back panel features

### 3000 Series Monitoring System

The wireless monitoring system, consisting of a UHF stereo rackmountable transmitter and a UHF stereo miniature receiver, has been specially designed for touring, stage and broadcast use. In addition, the system is also suitable for any application where talkback signals are to be transmitted. With earphones connected to the receiver, the musician and/or sound engineer can listen to the stereo audio signal received – without troublesome cables and monitor speakers being required.

The risk of feedback is reduced to an absolute minimum as the on-stage microphones can no longer pick up the sound from the now non-existent wedge monitors. Further advantages are that the foldback mix is now quicker and easier to do and does not have to be changed when the show changes venue. The system has superb audio quality with an increased signal-to-noise ratio due to the inclusion of "HiDyn stage", the Sennheiser noise reduction system that has been specially developed for stage use.

### SR 3054-U and SR 3056-U transmitters

The transmitter of the 3050 wireless monitoring system is available in two versions: The SR 3054-U is a single stereo transmitter in a 1 U 19" rack housing, the SR 3056-U consists of two complete stereo transmitters in the same size housing. Each transmitter has 16 switchable PLL-controlled frequencies and is fully suitable for multi-channel applications.

Each transmitter has a stereo/mono selector switch. The multi-function LC display indicates the selected transmission frequency, the AF level (two separate bargraphs for the left and right channel) and the RF output power (in %). The RF output power and the AF input level can be adjusted internally. The transmitters should always be used with remote antennas such as the A 2003-UHF passive directional antenna, the A 1031-U passive omni-directional antenna or the GZA 1036-9 ground plane antenna.

The supplied telescopic antennas should only be used for applications where – good transmission conditions provided – a transmission system is to be used without a large amount of installation work. When the transmitters are mounted into a rack, the telescopic antennas can be installed at the front of the rack by using the GA 3030 AM antenna mount.